






Municipio de Cárdenas  
 Estado Analítico del Ejercicio del Presupuesto de Egresos  
 Clasificación Administrativa  
 Del 01 de enero al 30 de septiembre de 2024  
 (Cifras en Pesos)

| Concepto   | Egresos                 |                                |                         |                         |                         | Subejercicio<br>6 = (3 - 4) |
|--|-------------------------|--------------------------------|-------------------------|-------------------------|-------------------------|-----------------------------|
|  | Aprobado                | Ampliaciones/<br>(Reducciones) | Modificado              | Devengado               | Pagado                  |                             |
|  | 1                       | 2                              | 3 = (1 + 2)             | 4                       | 5                       |                             |
| PRESIDENCIA  | 98,044,248.16           | -21,758,440.31                 | 76,285,807.85           | 57,536,028.49           | 57,465,370.16           | 18,749,779.36               |
| SECRETARIA DEL AYUNTAMIENTO  | 37,123,493.00           | -813,109.89                    | 36,310,383.11           | 27,048,542.39           | 26,972,672.50           | 9,261,840.72                |
| DIRECCION DE FINANZAS  | 54,400,197.00           | 451,990.37                     | 54,852,187.37           | 41,689,313.54           | 41,559,803.30           | 13,162,873.83               |
| DIRECCION DE PROGRAMACION  | 458,385,243.00          | -336,293,553.78                | 122,091,689.22          | 7,645,382.55            | 7,629,141.71            | 114,446,306.67              |
| CONTRALORIA MUNICIPAL  | 27,929,848.00           | -1,613,485.64                  | 26,316,362.36           | 19,878,204.28           | 19,841,332.00           | 6,438,158.08                |
| DIRECCION DE DESARROLLO  | 15,482,245.00           | -3,347,591.14                  | 12,134,653.86           | 9,429,266.94            | 9,407,067.93            | 2,705,386.92                |
| DIRECCION DE FOMENTO ECONOMICO Y TURISMO                             | 9,637,576.00            | 856,845.18                     | 10,494,421.18           | 9,427,491.13            | 9,419,077.35            | 1,066,930.05                |
| DIRECCION DE OBRAS, ORDENAMIENTO TERRITORIAL Y SERVICIOS MUNICIPALES | 96,934,340.00           | 475,968,531.33                 | 572,902,871.33          | 535,929,405.13          | 535,755,765.77          | 36,973,466.20               |
| DIRECCION DE EDUCACION, CULTURA Y RECREACION                         | 43,664,756.00           | -2,551,104.19                  | 41,113,651.81           | 29,670,792.50           | 29,561,318.71           | 11,442,859.31               |
| DIRECCION DE ADMINISTRACION  | 151,899,447.00          | -12,907,714.42                 | 138,991,732.58          | 107,680,472.63          | 106,126,749.06          | 31,311,259.95               |
| DIRECCION DE SEGURIDAD PUBLICA                                       | 151,162,978.00          | -9,218,343.15                  | 141,944,634.85          | 107,940,610.97          | 107,520,974.99          | 34,004,023.88               |
| DIRECCION DE TRANSITO MUNICIPAL                                      | 27,260,961.00           | -2,855,926.49                  | 24,405,034.51           | 18,806,463.46           | 18,764,093.60           | 5,598,571.05                |
| DIRECCION DE ASUNTOS JURIDICOS                                       | 6,731,802.00            | -936,419.04                    | 5,795,382.96            | 4,262,711.27            | 4,256,432.02            | 1,532,671.69                |
| DIRECCION DE ATENCION CIUDADANA                                      | 7,282,246.00            | -1,602,671.22                  | 5,679,574.78            | 4,017,904.83            | 4,005,965.42            | 1,661,669.95                |
| DIRECCION DE ATENCION A LAS MUJERES                                  | 5,453,486.00            | -1,257,518.92                  | 4,195,967.08            | 3,213,163.34            | 3,205,660.25            | 982,803.74                  |
| DIRECCION DE PROTECCION AMBIENTAL Y DESARROLLO SUSTENTABLE           | 77,341,493.00           | 3,844,308.19                   | 81,185,801.19           | 65,605,181.42           | 65,443,706.38           | 15,580,619.77               |
| UNIDAD DE PROTECCION CIVIL   | 6,380,455.00            | 844,344.51                     | 7,224,799.51            | 5,532,467.51            | 5,521,960.17            | 1,692,332.00                |
| COORDINACION MUNICIPAL DEL DIF                                       | 47,151,144.00           | -3,613,888.10                  | 43,537,255.90           | 32,954,555.83           | 32,839,867.63           | 10,582,700.07               |
| INSTITUTO DEL DEPORTE  | 4,885,564.00            | -174,713.43                    | 4,710,850.57            | 3,369,950.10            | 3,357,175.09            | 1,340,900.47                |
| COORDINACIÓN DE DESARROLLO SOCIAL                                    | 3,018,129.00            | -119,009.88                    | 2,899,119.12            | 2,115,269.74            | 2,107,920.51            | 783,849.38                  |
| <b>Total del Gasto</b>   | <b>1,330,169,651.16</b> | <b>82,902,529.98</b>           | <b>1,413,072,181.14</b> | <b>1,093,753,178.05</b> | <b>1,090,762,054.55</b> | <b>319,319,003.09</b>       |

Bajo protesta de decir verdad declaramos que los Estados Financieros y sus notas son razonablemente correctos y son responsabilidad del emisor

  
 LCP. RAÚL HERNÁNDEZ VALENCIA  
 DIRECTOR DE PROGRAMACIÓN

  
 MAPP. MARÍA ESTHER ZAPATA ZAPATA  
 PRESIDENTE MUNICIPAL

  
 LIC. ALEJANDRO JIMÉNEZ PÉREZ  
 SÍNDICO DE HACIENDA